

Annual report for the financial year 2019-07-01 - 2020-06-30

Income statement (SEK)	Note	2019-07-01 - 2020-06-30	2018-07-01 - 2019-06-30
Net sales	2	3 509 572	2 962 414
Operating expenses			
Other external expenses		- 4 159 836	-3 444 270
Personnel costs		-218 439	749 429
Other operating revenues		-	-
Other operating expenses		-	-
Total operating expenses		<u>- 4 378 275</u>	<u>-4 193 699</u>
Operating loss/income		- 868 703	-1 231 285
Result from financial investments			
Interest and similar profit/loss items		-142 696	-23 785
Total profit/loss from financial investments		<u>-142 696</u>	<u>-23 785</u>
Income after financial items		<u>- 1 011 399</u>	<u>-1 255 070</u>
Net profit for the year		<u>- 1 011 399</u>	<u>-1 255 070</u>

Balance sheet (SEK)2019-07-01 -
2020-06-302018-07-01 -
2019-06-30**Assets****Current assets****Current receivables**

Accounts receivable - trade

1 774 334

1 903 110

Other current receivables

310 433

307 901

2 084 7672 211 011**Cash and bank balances**6 153 8094 751 830**Total current assets**8 238 5766 962 841**Total assets**8 238 5766 962 841**Equity and liabilities****Equity****Non-restricted equity**Unappropriated profit brought
forward

6 534 522

7 789 592

Net profit/loss for the year

- 1 011 399- 1 255 0705 523 1236 534 522**Total equity**5 523 1236 534 522**Current liabilities**

Accounts payable - trade

253 246

125 610

Other current liabilities

10 258

13 072

Accrued expenses and deferred
income2 451 949289 637**Total current liabilities**2 715 453428 319**Total equity and liabilities**8 238 5766 962 841**Pledged assets**

None

None

Contingent liabilities

None

None

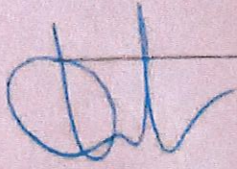
Notes**Note 1 Accounting and valuation principles**

The Federations annual report has been prepared in accordance with the Annual Accounts Act and the recommendations and provisions of the Financial Accounting Standards Council.

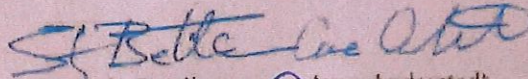
Note 2 Net sales and other operating income

	2019-07-01 <u>2020-06-30</u>	2018-07-01 <u>2019-06-30</u>
Included in net sales, revenues from:		
Sanction fees	2 276 537	1 100 000
Advertising and TV	537 305	603 026
Other revenues	<u>695 730</u>	<u>1 259 388</u>
Total	<u>3 509 572</u>	<u>2 962 414</u>

2020- -




Boris Skrynnik



Stig Bertilsson

Arne Anderstedt

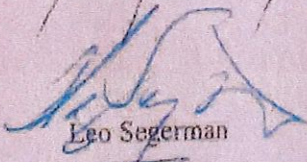


Attila Adamfi



Vadim Grishin


Zhu Zhiqiang




Leo Segerman

Viktor Zakharov

Magnus Sköld



Bo Nyman



Stein Pedersen

Our Audit Report has been given 2020- -

Juha Nenonen

Per Gunnar Löken

4